

Planning, Tracking, and Reducing a Complex Project's Value at Risk

Dr. Tyson R. Browning
Neeley School of Business
Texas Christian University

TysonBrowning.com

Based on the articles:

- Browning, Tyson R. (2019) "Planning, Tracking, and Reducing a Complex Project's Value at Risk," *Project Management Journal*, 50(1): 71-85.
- Browning, T. (2014) "A Quantitative Framework for Managing Project Value, Risk, and Opportunity," *IEEE Transactions on Engineering Management*, 61(4): 583-598.
- Browning, T., et al. (2002) "Adding Value in Product Development by Creating Information and Reducing Risk," *IEEE Trans. on Eng. Management*, 49(4): 443-458.

Dr. Tyson R. Browning

Professor of Operations Management
Neeley School of Business
Texas Christian University, Fort Worth, Texas, USA

- Educational Background
 - B.S., Engineering Physics, Abilene Christian University
 - S.M., Aeronautics & Astronautics, M.I.T.
 - S.M., Technology & Policy, M.I.T.
 - Ph.D., Technology, Management & Policy, M.I.T.
- Work Experience
 - Lockheed Martin Aeronautics Co., Honeywell Space Systems
- Research Emphases
 - Managing complex engineering projects and processes
 - System architecting, design, and development
 - Models and tools to support these efforts
- Industries
 - Aerospace, automotive, computer, software, utilities, railroad, military, government
- Co-Editor-in-Chief: *Journal of Operations Management*



Key Questions

- How do you measure progress in projects?
- How do you know if you're making enough progress (i.e., “ahead” or “behind”)?
- How do your projects plan and track technical performance risk and opportunity?
- How do you trade off technical performance against project cost/budget and duration/schedule?

Initial Notes and Observations

- The result of product/system development (PD): a product “recipe,”* including a design that conforms to its requirements with acceptable confidence
- PD is
 - A creative, discovery process
 - Iterative, not linear
- In PD
 - Certainty is valuable
 - Uncertainties are costly—some more costly than others
 - Value is added by removing uncertainty and adverse impacts—i.e., by reducing the risk of an undesired outcome

Problems with Earned Value Management (EVM)

- Deterministic view of cost and schedule
- Ignores uncertainty and risk
- Ignores quality/performance dimension
- Tracks “perceived progress” (Cooper 1993), ignores rework
- Inappropriately incentivizes:
 - Doing the easiest activities first
 - Starting activities prematurely → increasing risk of rework
- What type of “value” is really being “managed”?
 - Nothing about stakeholder value, value of information, or project Value at Risk (VaR)

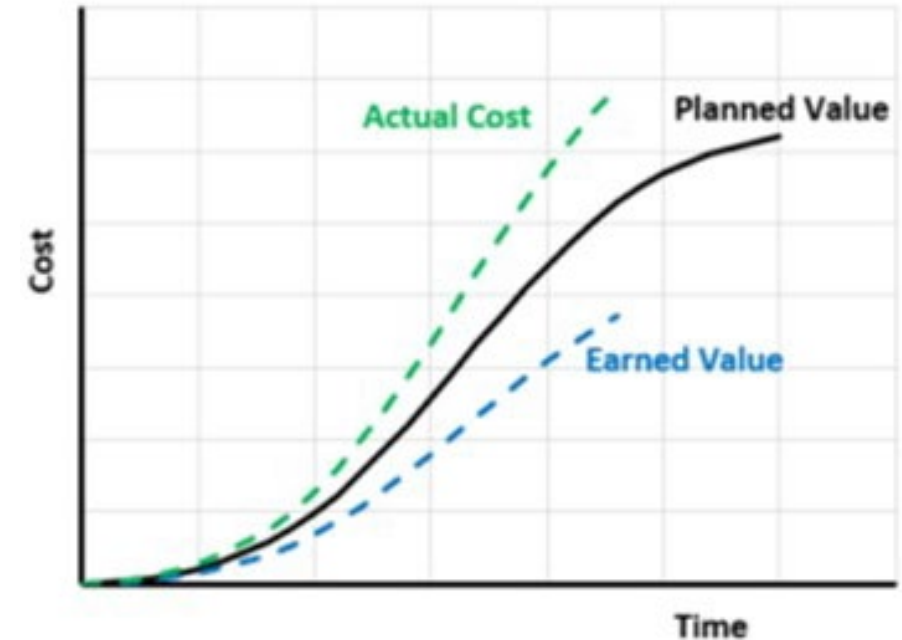


Image credit: projectengineer.net

Concept: Project Value

- Depends on what the project actually delivers
- Depends on stakeholders' preferences for a combination of attributes of the project and its results
- Stakeholders generally want
 - More of some attributes: features, functions, reliability, size, speed, availability, design aesthetics, etc.
 - Less of others: price, operating cost, weight, project duration, delivery time, etc.
- Project value is a composite of the relevant attributes
- Most of a project's value depends on a few (e.g., 5-10) key attributes
 - **Project value attributes (PVAs)**
 - Essentially the project's critical-to-quality (CTQ) characteristics

Determining PVAs

- Consider:

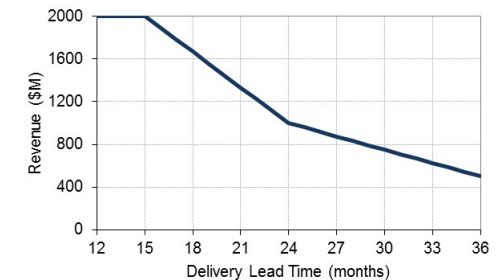
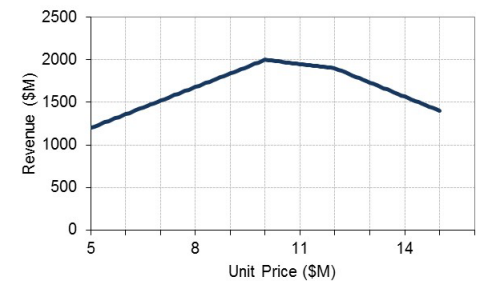
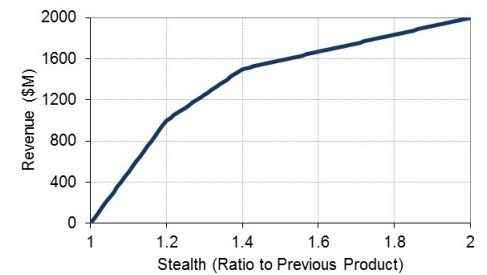
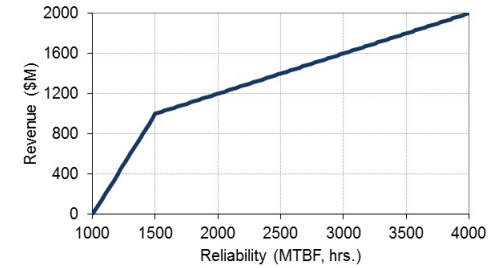
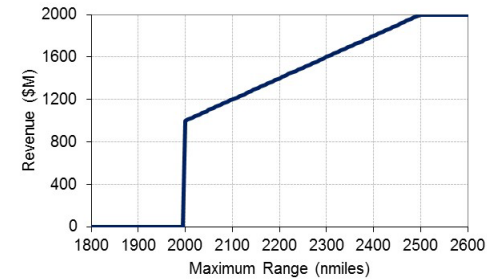
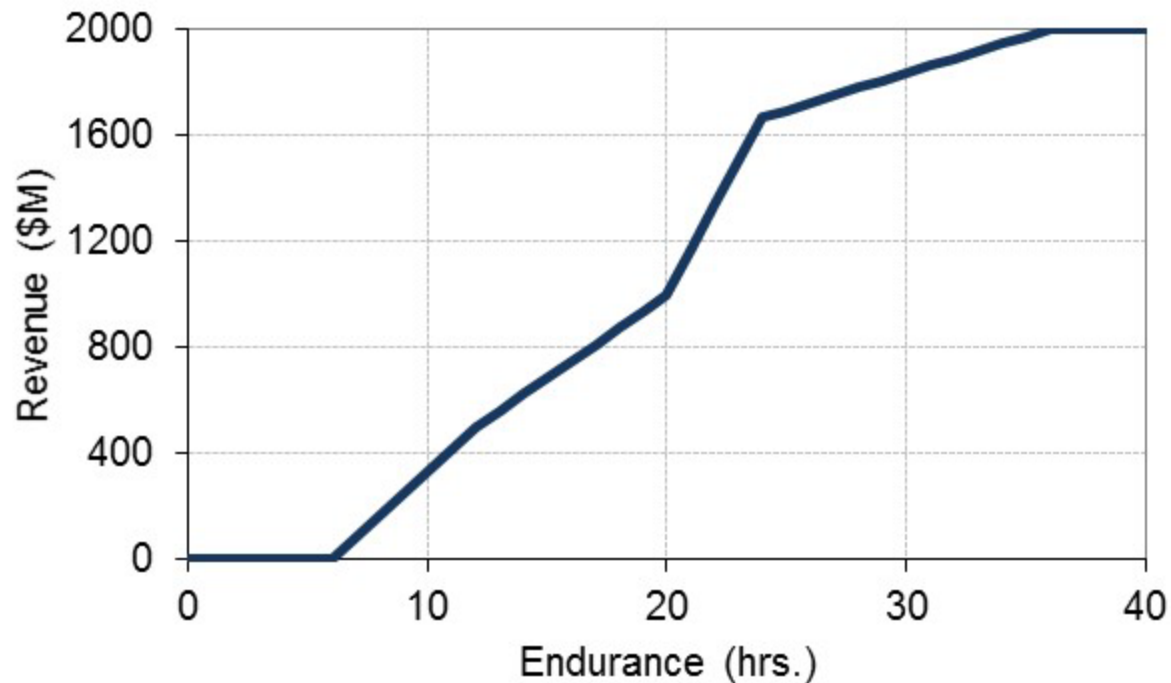
- Key performance parameters
- Stakeholder desires
- Customer priorities
- “Order winners”
- Regulatory requirements
- Competitive priorities
- Akin to VOC, CTCs, CTQs, KPIs
- The attributes that drive value

- Examples:

- Functions/Features
- Aesthetics
- Speed
- Power
- Capacity
- Reliability
- Endurance
- Lack of defects/bugs
- Acquisition price
- Operating cost

PVA Value Function: Drone Aircraft Example

- How much value will a PVA outcome provide?
- May express in terms of revenue forecasts
- Endurance is a “larger is better” (LIB) PVA
- Assumes the product meets goals for other PVAs

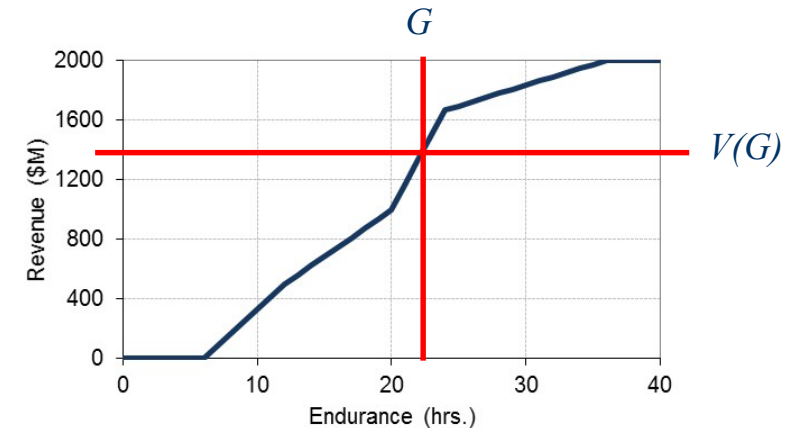


Four Types of Project Value

- At project completion:
 - Actual value
 - A project's final value at completion, based on how things turn out and where it ends up
- Prior to project completion:
 - Desired value
 - The value stakeholders (explicitly and tacitly) ideally desire from a project (may not be well articulated or understood)
 - Goal value (GV)
 - The value of a project that meets its chosen goals/targets/objectives/requirements
 - Goals can be different from stakeholders' ideal result (deliberately or not)
 - Likely value (LV) of an incomplete project
 - The estimated value of an incomplete project, given its projected outcomes

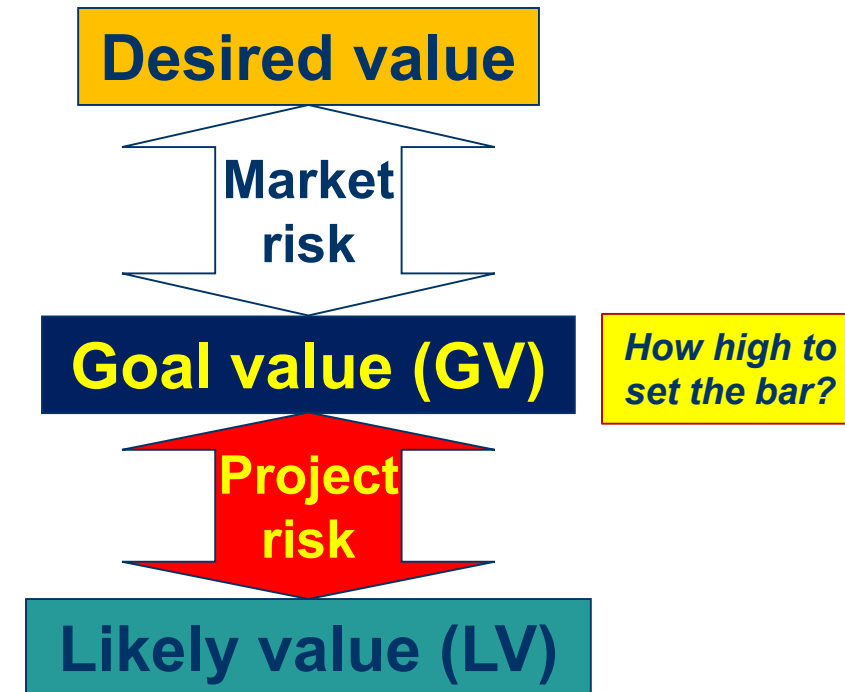
Project Goal Value (GV)

- A project sets a goal for each PVA.
- Meeting this goal provides some amount of value.
 - E.g., if our project develops a product with a particular level of PVA₁, it might sell d units at a price, generating revenue r
- Marketing and business developers regularly plan business cases around these types of projections.
- Overall project GV depends on a combination of the PVAs.



Project Goals (Partly) Determine Risk

- Project risk: generally about the risk of not meeting the chosen goals/objectives
- Market risk: generally about the risk of not choosing the right project goals/objectives
- Easy goals decrease project risk at the expense of market risk.
- More challenging goals decrease market risk at the expense of project risk.

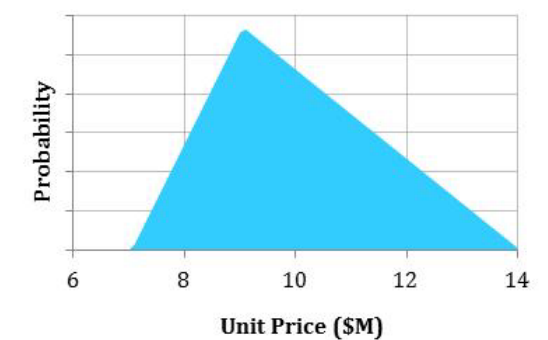
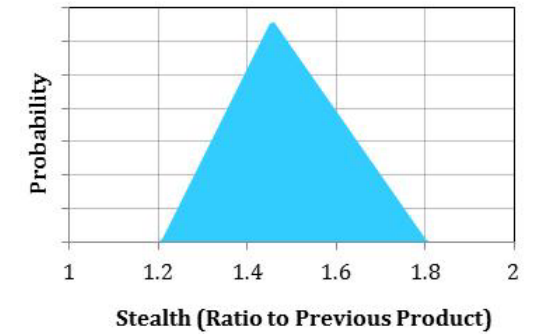
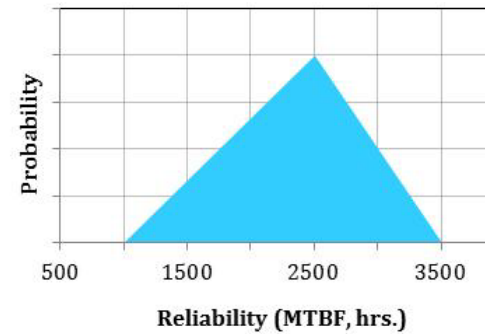
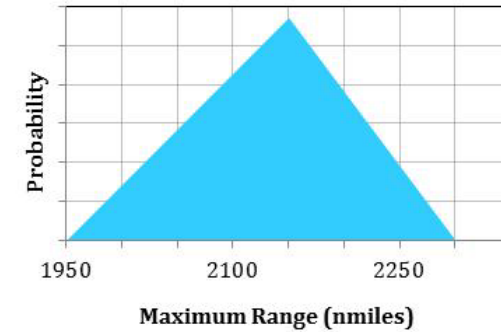
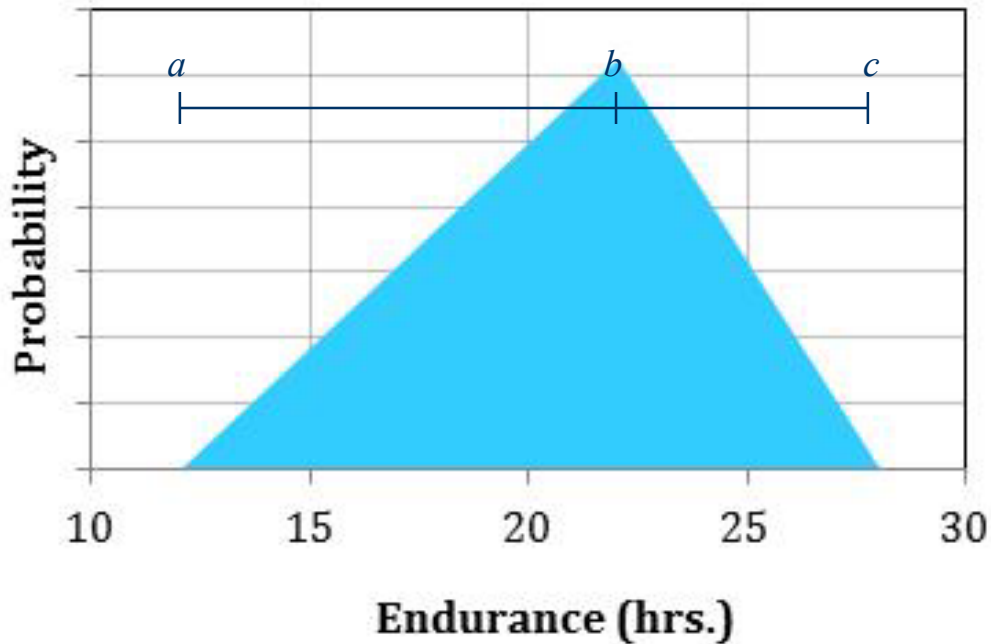


Concept: Project Capabilities

- Project capabilities depend on:
 - Available resources, technologies, expertise, skills, people, processes, and tools
 - Knowledge of potential paths towards the project's goals
 - Partner, supplier, and managerial capabilities
- Project capabilities determine the distribution of potential outcomes for each PVA, the **project capability distributions (PCDs)**
- Higher capabilities shift a PCD in a favorable direction.
- Uncertainty in the capability to achieve a PVA outcome widens a PCD.

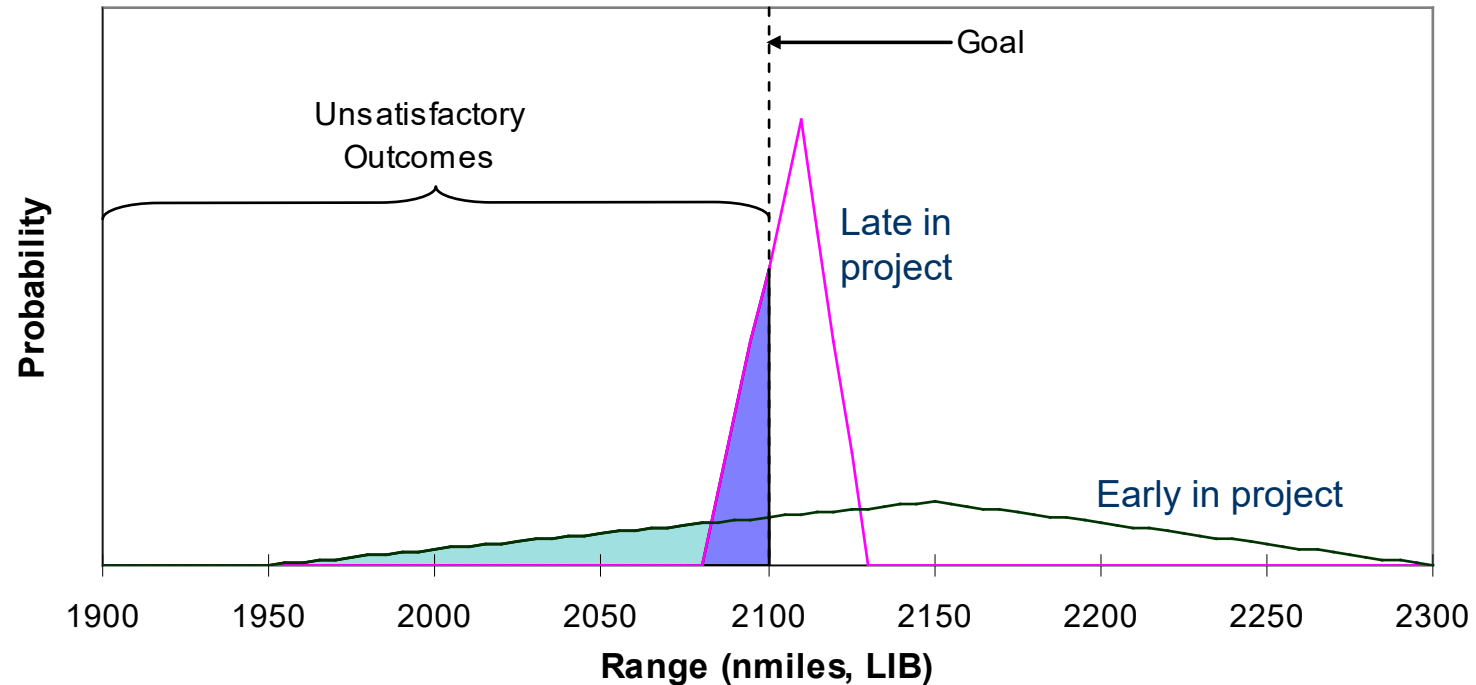
PCD Example: Drone Aircraft

- What are the best-case, worst-case, and most likely potential outcomes?
- Consider all of the factors that affect the outcomes
- Consult as many diverse experts as practical
- Seek outlier opinions (with justifying rationale)
- Use a Delphi process if possible



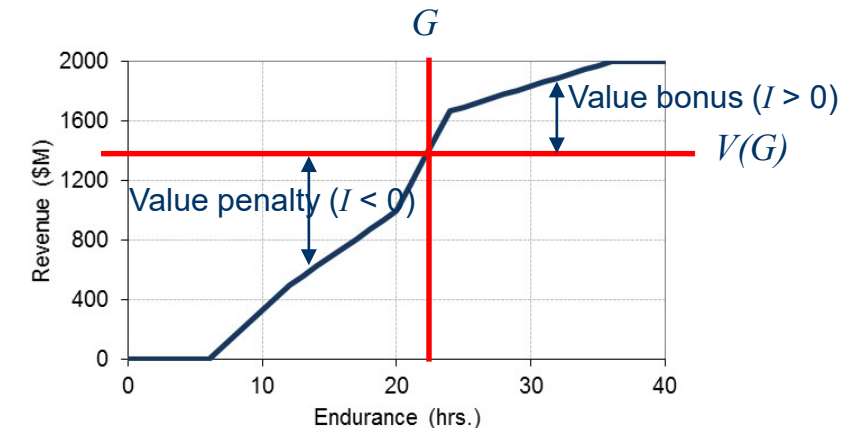
PCDs Capture Uncertainty in Reaching Goals...

- However, for a given G , $P(G)$ can be the same for very different PCDs...
- So, monitoring uncertainty is insufficient: also weigh outcomes by their ***impact!***



Outcome Impact: A Value Bonus (or Penalty)

- A PVA outcome provides a bonus or penalty relative to its GV
- Example: Drone aircraft Endurance (continuous flight time)
 - Goal set at 22 hrs. $\Rightarrow GV = \$1,334M$ revenue
 - An outcome of 20 hrs. (missing the goal) \Rightarrow lesser revenue of \$1,000M (a penalty of \$334M)
 - An outcome of 24 hrs. (exceeding the goal) \Rightarrow greater revenue of \$1,668M (a bonus of \$334M)



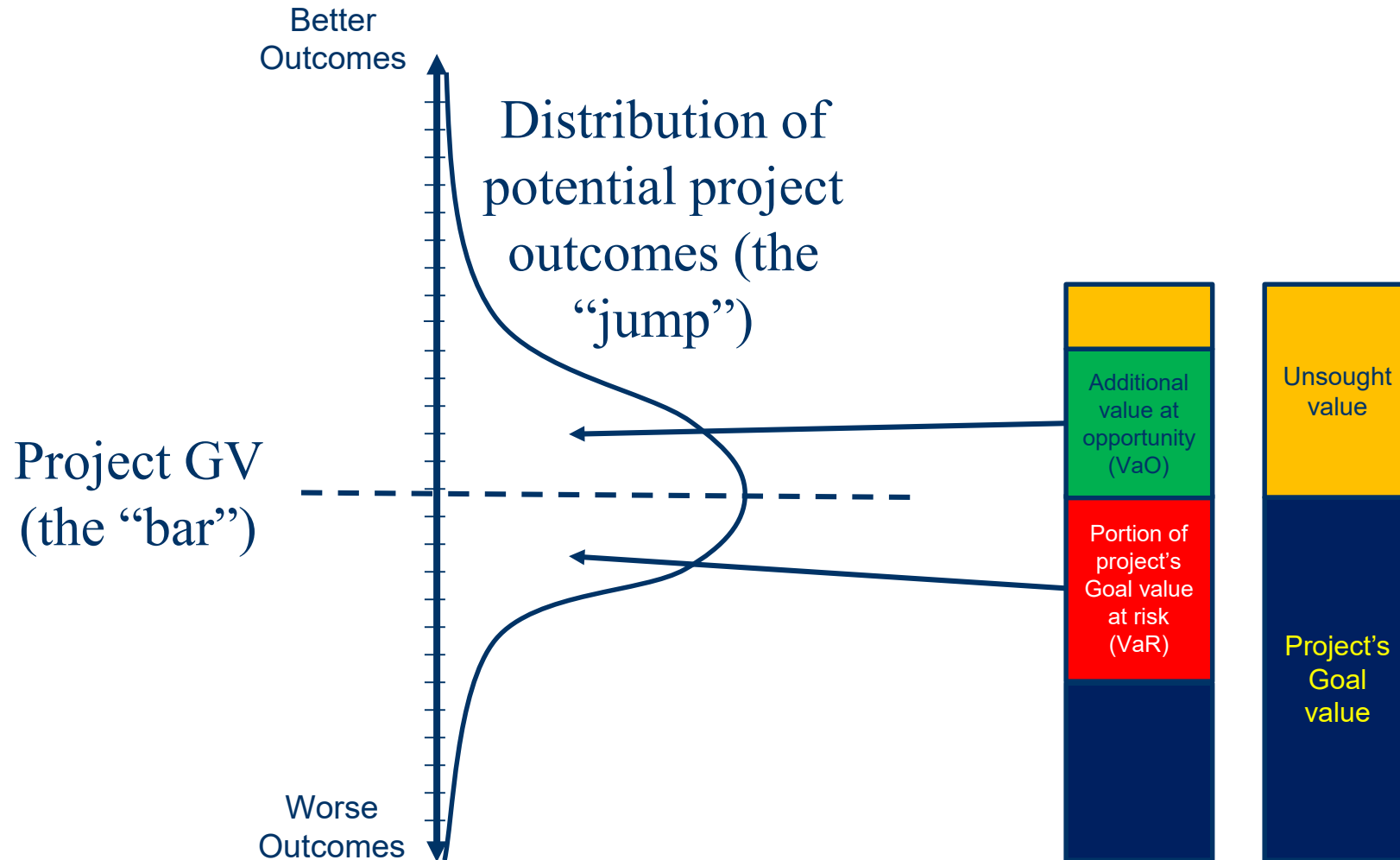
Quantifying Risk, \mathcal{R}

- Risk is a function of outcome uncertainty and adverse impact.
- Mathematically, $Risk = \sum_{\text{All adverse outcomes}} [P(\text{outcome}) \cdot I(\text{outcome})]$
 - Adverse outcomes are the ones failing to achieve the goal.
 - Probability comes from PCD.
 - The value penalty is the impact.
- Overall risk is a composite of the individual PVA risks.

Meaning of \mathcal{R}

- \mathcal{R} captures information about both uncertainty and its impact in a single, scalar variable.
- We can talk about it as the:
 - “Cost of uncertainty”
 - “Expected value loss”
 - The portion of the “**Value** (being put) **at Risk**” (**VaR**) by the prevailing uncertainty and its impact

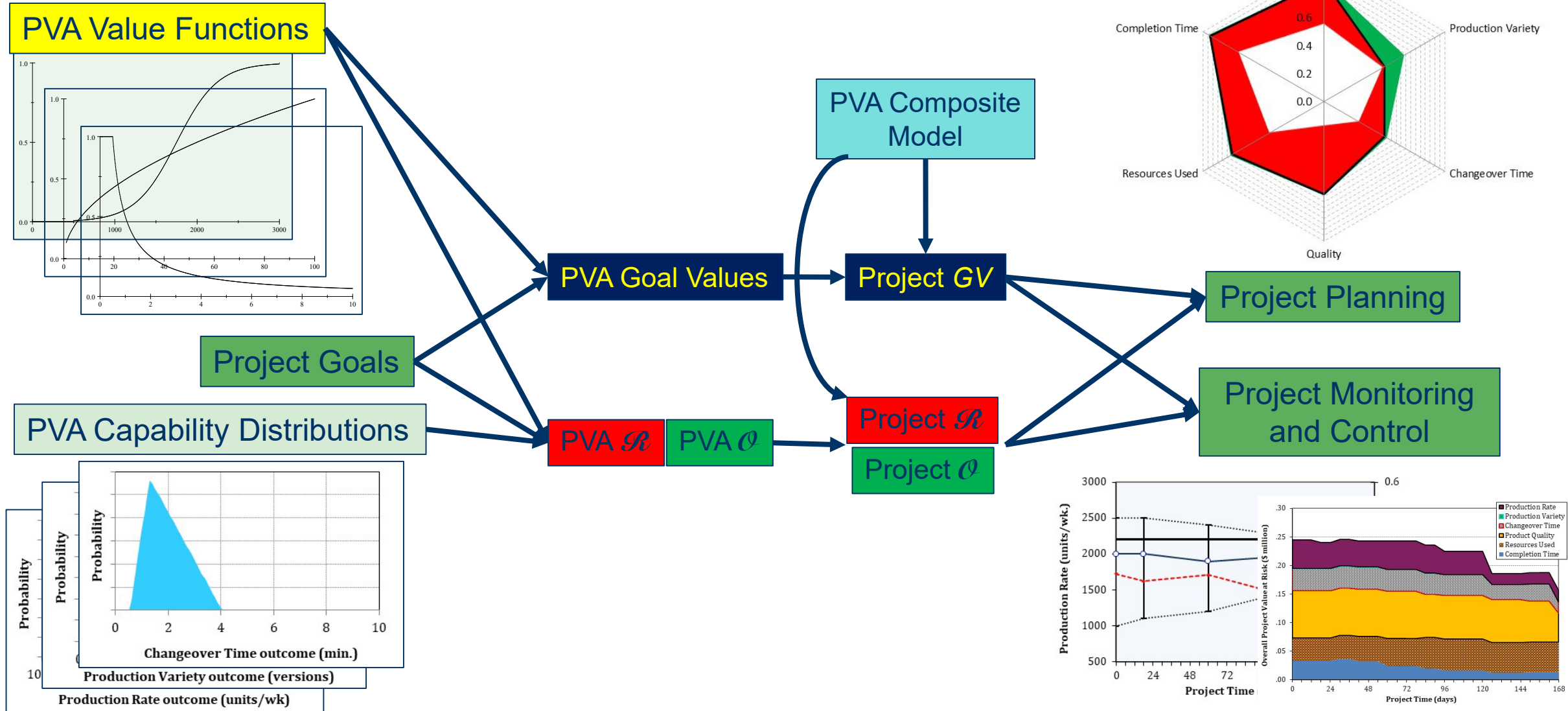
Project Capabilities Partly Determine Risk



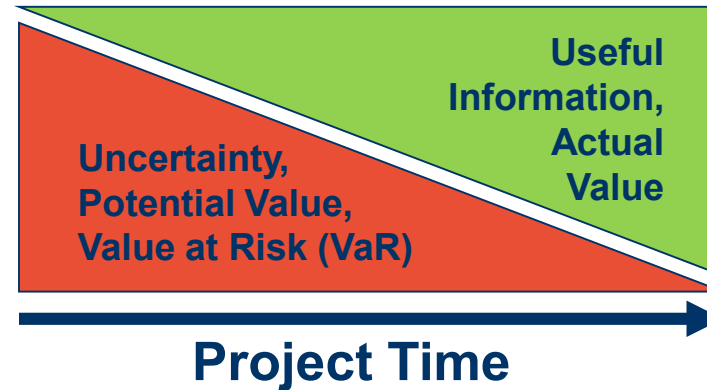
Designing a Project for Value, Tailoring for Risk

- The *likely value* (LV) of a project depends on:
 - Its set goals (How high is the bar?)
 - Its capabilities (How good is the jumper?)
- Because of set goals and uncertain capabilities, part of this value is:
 - At risk
 - At opportunity
- We can use the *project value, risk, and opportunity* (PVRO) *framework* to model these factors for project planning.

PVRO Framework Overview

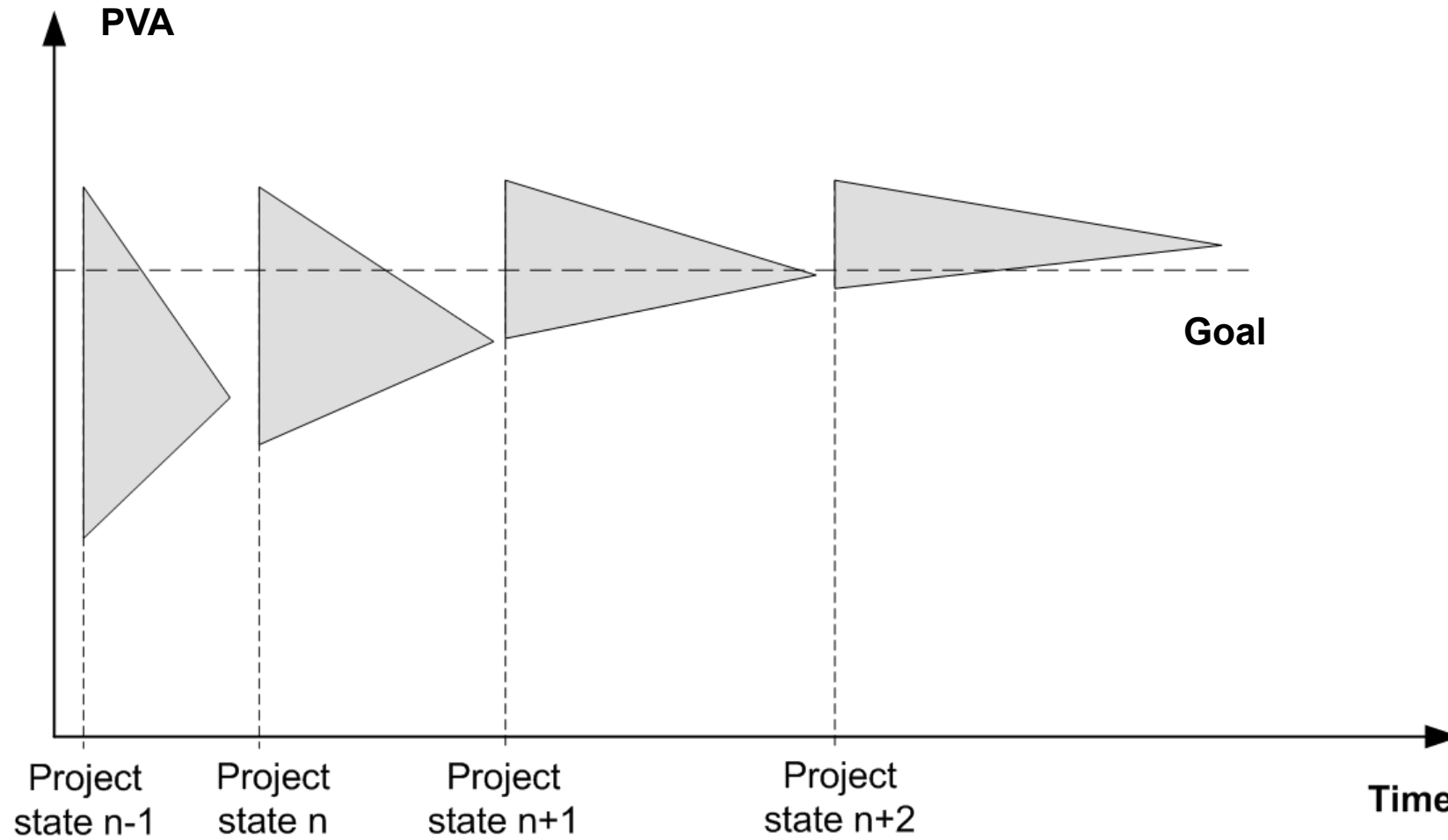


What is Progress in Projects?



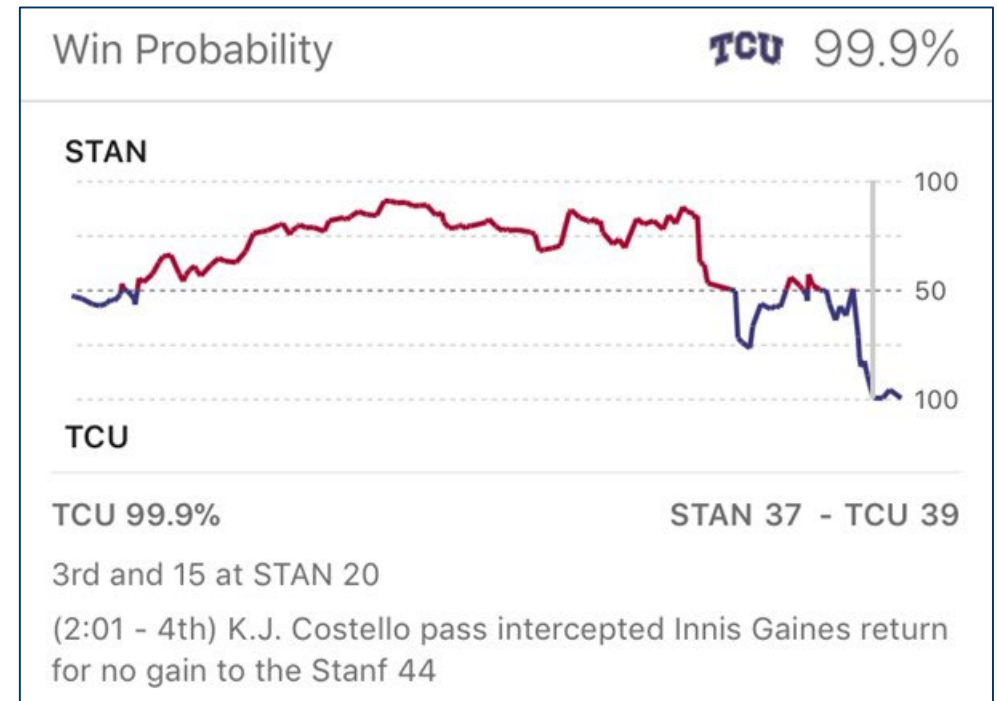
- As a project unfolds:
 - Project activities produce useful information...
 - That reduces uncertainty and (hopefully) risk...
 - And thereby adds value...
 - Or, viewed differently, removes “anti-value” (threats to value).

New Information Revises PCDs



Project Outcomes Change Over Time

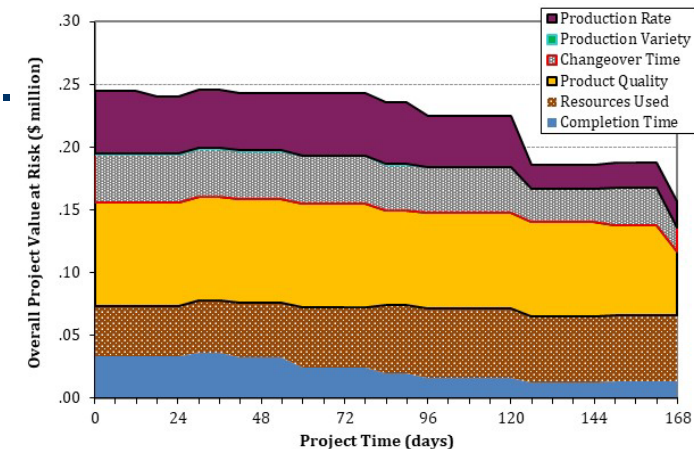
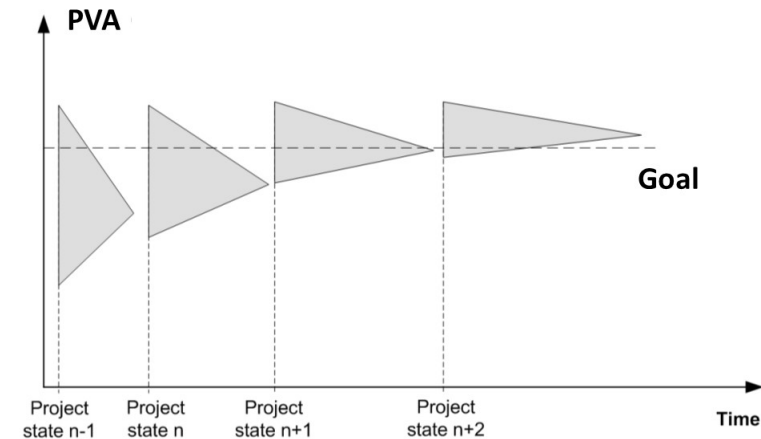
- Results of project activities change the probabilities of project outcomes.
- Focus on the results that change the PCDs.
- PCD evolution $\rightarrow \mathcal{R}$ and \mathcal{Q} evolution



©2017 ESPN app

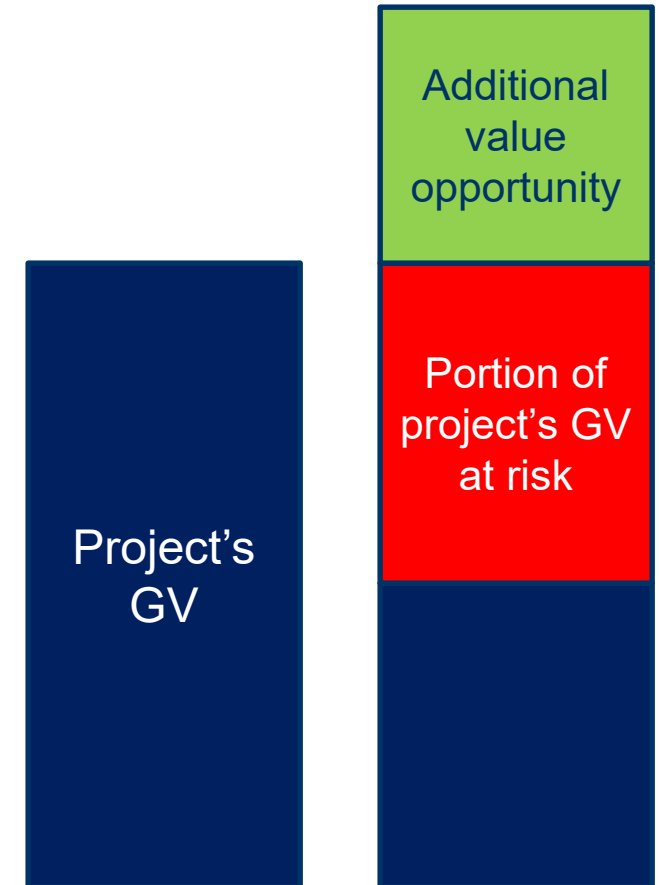
Is a Project Making Progress?

- What happens over the course of a project?
 - Uncertainty tends to decrease → PCDs get narrower
 - Design tradeoffs may change approaches → PCDs may shift
 - Management may reallocate resources → PCDs may shift
- As PCDs change shape and location, LV, \mathcal{R} , and \mathcal{O} change.
- Any changes to project goals will also affect these factors.
- The PVRO framework quantifies and monitors all of this.



Reducing a Project's VaR

- Value-adding work produces useful information that reduces the portion of the project's value put at risk by threatening uncertainties.



A project is the work done to eliminate the risk of not achieving its goals.

Implications: Managing a Project for Value

- Track not only the best current estimate of project value but also the uncertainty bounds around that estimate—and their implications for risk and opportunity.
- Real progress will produce useful information that reduces the portion of the project's value at risk.
- Chipping away the “anti-value” (threats to value) reveals a clearer image of the project's actual value.
- When the image does not look as desired, it is necessary to:
 - Alter the image; recast the project (change goals, raise or lower the bar)
 - Reallocate resources (emphasize work on one or more PVAs over others)

Managerial Insights

- Can help identify appropriate activities
 - To create appropriate information and reduce appropriate risks
 - Helps determine areas of ambiguity and a path towards breaking these down
- Helps focus on key performance attributes (PVAs) and early estimates thereof
- Emphasizes the importance of uncertainty and risk reduction in PD
 - Encourages designers to communicate in terms of “spread” and confidence
 - Decreases focus on “point solutions” (q.v. set-based design)
- Links activity results to the value they provide
 - Activities can be the basis for cost and schedule management
 - Enables cost, schedule, technical performance, risk, opportunity, and value tradeoff analyses
- Provides a scaffolding for organizational learning across projects

Conclusions

- Do Work → Produce Useful Information → Reduce Risk → Add Value
- Project management *is* risk management!
 - Every decision made by a PM should reduce the risk that the project will *not* provide stakeholder value.

A project is the work done to eliminate the risk of not achieving its goals.